



Goofi Series: Problem Solving & Creativity

Age Group: 4-5 years




KNOWING THINGS AROUND US

VOLUME I



Worksheet series for children to know about different things, animals and objects around us



Goofi Series: Problem Solving & Creativity

For parents and teachers:


Teachers and parents can download it and print it to use the content. Children won't be needed any adult supervision to use this content.

How to use the worksheet?

Children will observe the shapes of different animals and objects around them. They will join the dots of shape, color it, play spot the difference and maze games, cut and paste pictures, finding the animals and objects to know things around

Disclaimer

The content is developed and copyrighted by Goofi, a brand by Light of Hope Ltd. Any unauthorized use of the content in any form (print or electric) will be subjected to copyright violation under national and international law. We encourage you to use it personally for your kids or for your school. Any commercial use of the content other than school or personal use is strictly prohibited.



Goofi Series: Problem Solving & Creativity

About the Content

There are many things around us. Childrens need to get introduced with this common objects, animals and other things. There are very few contents that helps children to know things around them. But most of them are not so learning friendly or enjoyable for them. This is a unique content which is designed in a way that will make children to learn about different things around them by doing many activities and solving problems of picture puzzle, maze and spot the difference games. Most interestingly, through this content children will able to know different things around them within a very short time with reducing 80% of adult supervision.

About goofi

Goofi is a global platform for young children to develop their future skills like creativity, emotional intelligence and moral values. Our formal education system is failing to nurture the potential of our future generation. Goofi is on a mission to give the power back to parents and teachers with amazing resources and tools so that they can help their children to unleash their creative potential them.

Content Creator:

Md. Mehadi Rahman

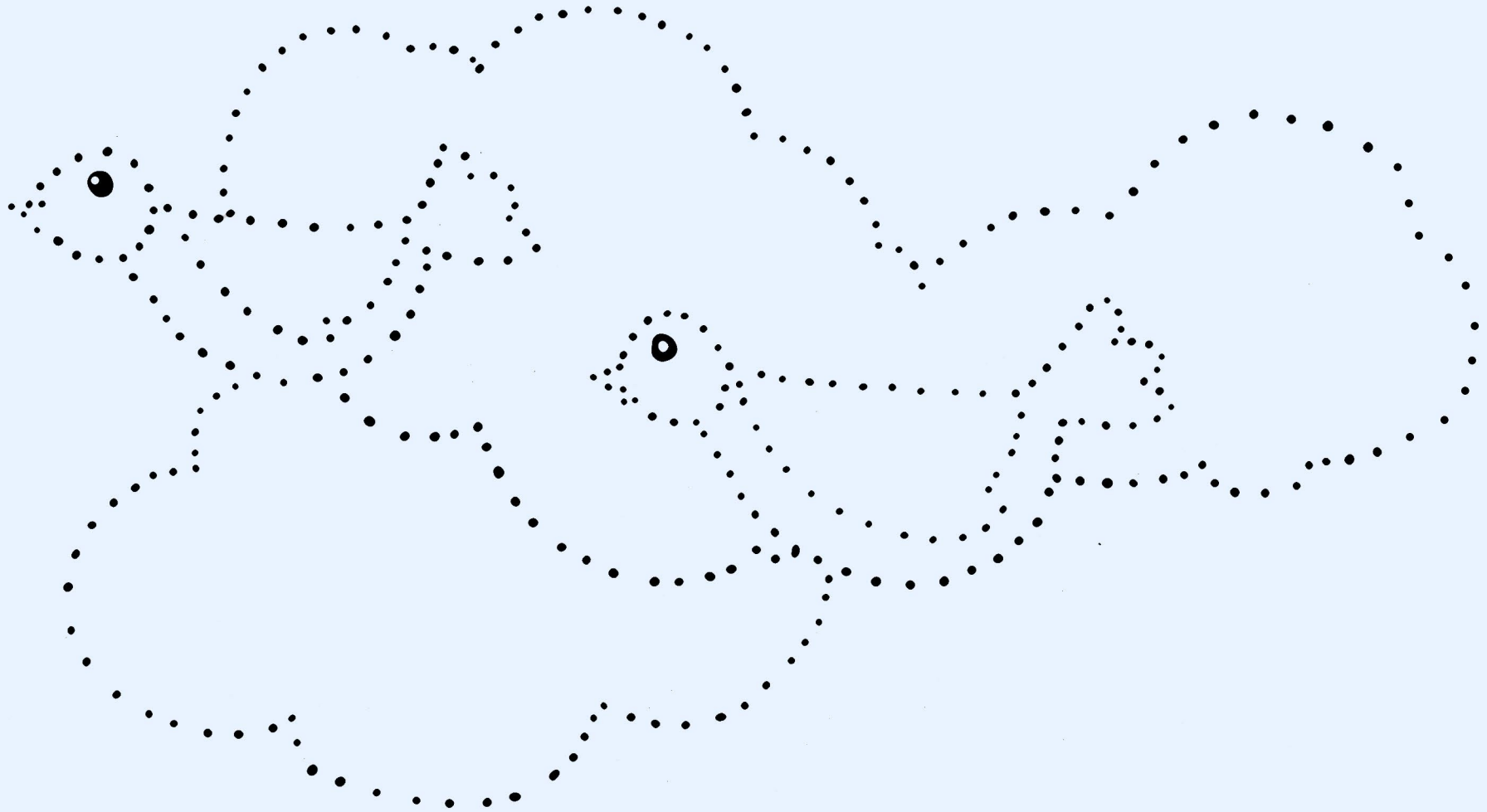
Illustrator:

Sharmin Akhtar & Suvra


Published on

1 March 2018


Join the Dots to make Birds




Join the figures to make a Bird



Find out 5 differences between the pictures.







Help the bird to find the way to its food



**How many birds are there in the picture?
Find them and circle them.**




Cut the pictures and join them to make a complete Scenery/picture




Join the Dots to make Boats




Join the figures to make a Boat



Find out 5 differences between the pictures







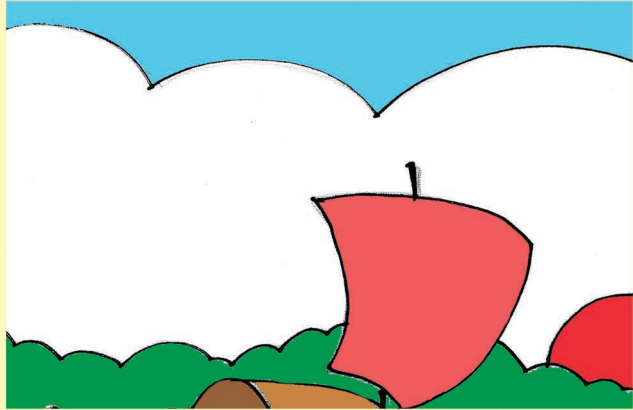
Help the bird to find the way to its food




How many Boats are there in the picture?
Find them and circle them




**Cut the pictures and join them to make
a complete Scenery/picture**





Join the Dots to make a Boy





Join the figures to make a Boy




Find out 5 differences between the pictures





Help Boy to find his way to his home



**How many boys are there in the picture?
Find them and circle them**




**Cut the pictures and join them to make
a complete Scenery/picture**



Join the Dots to make Butterflies



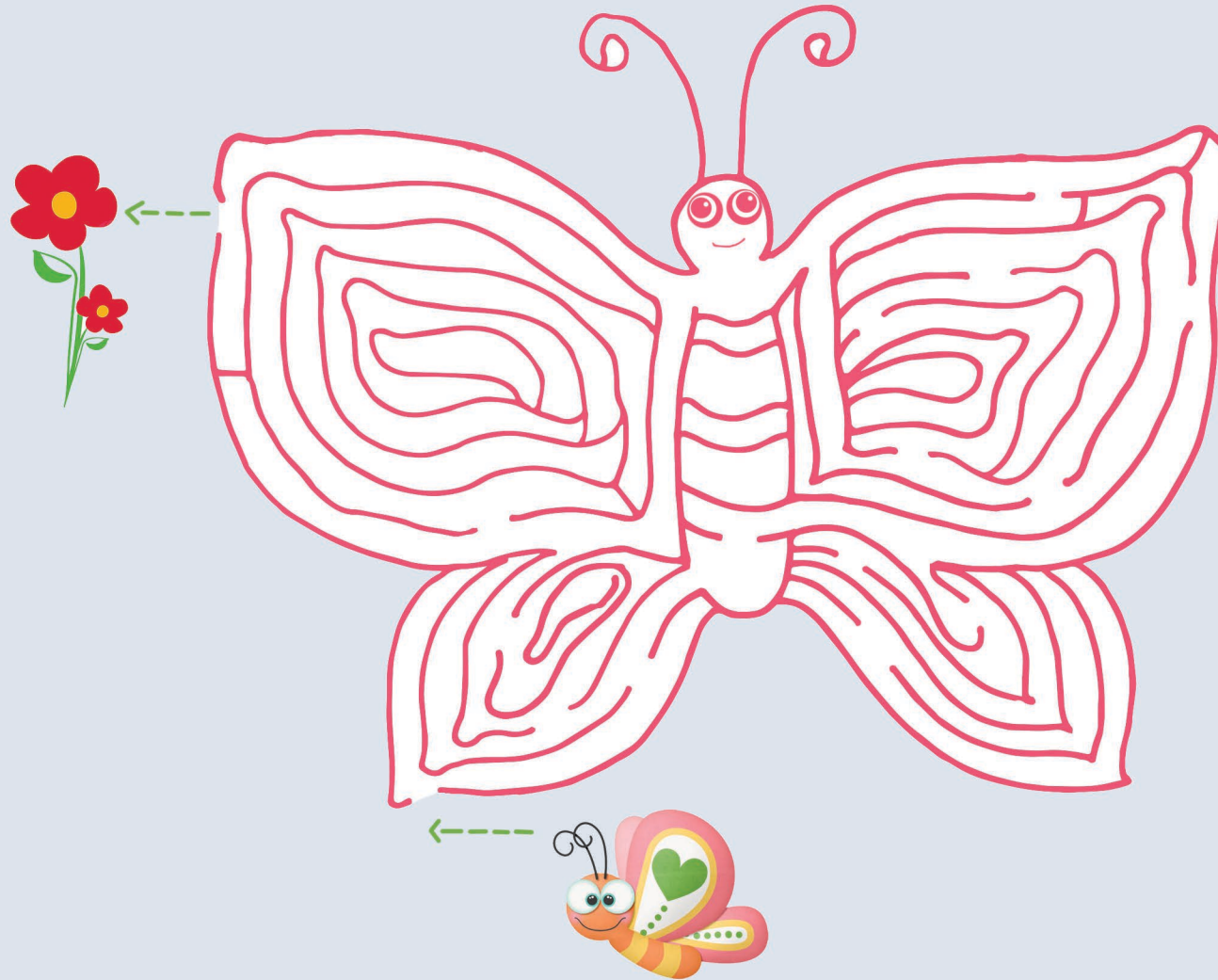
Join the figures to make a Butterfly




Find out 5 differences between the pictures



Help the Butterfly to find the way to its food



How many butterflies are there in the picture?
Find them and circle them



Cut the pictures and join them to make a complete Scenery/picture

